



# WILD ROOTS

Plants  
Terrariums  
Decor



**Hotels | Restaurants**

# About Wild Roots Gifting

## **\*\*Wild Roots: Cultivating Connections Nationwide\*\***

In 2020, Wild Roots sprouted on the outskirts of Dehradun, aiming to redefine gifting by blending nature and craftsmanship. Specializing in terrariums, bonsai, and hand-carved wooden products, the company has grown from a local gem to a national sensation, delivering eco-conscious gifts across India. The founders' vision goes beyond tangible products; they seek to foster connections between people and nature. From sustainable sourcing to supporting local artisans, Wild Roots Gifting is committed to community and environmental responsibility.

Their diverse product range, including miniature ecosystems and intricately carved wooden items, resonates with a growing audience seeking meaningful, sustainable gifts. With a strong online presence, Wild Roots Gifting has become a symbol of thoughtful gifting, celebrating life and growth while contributing to a greener tomorrow.





# TABLE OF CONTENT

- What we do?
- How it solves your problem?
- How we do?
- Our products





# What we do?



Wild Roots is the leading terrarium manufacturing company in India, recognized for transforming the concept of terrariums into an exquisite blend of nature and art. With over 100 SKUs, we offer a diverse range of terrariums that cater to various needs and preferences.

## **We supply terrariums for**

### **1. Architectural Integration:**

- Our terrariums seamlessly merge with architectural designs, creating striking focal points in modern and traditional spaces alike.
- Our terrariums are incorporated into hotels, luxury homes, office spaces, and commercial projects to bring a touch of nature indoors.

### **2. Interior Décor:**

- Wild Roots terrariums are masterpieces that elevate interior aesthetics.
- They add a calming, organic vibe to any setting, making them an ideal choice for living rooms, bedrooms, or even minimalist designs.

### **3. Gifting Pieces:**

- As unique and thoughtful gifts, our terrariums are perfect for any occasion.
- They symbolize growth, elegance, and sustainability, making them cherished by recipients.

### **4. Nature and Art Fusion:**

- Our creations go beyond just plants in glass containers. Each terrarium is a meticulously crafted combination of natural elements like moss, succulents, and stones, arranged artistically to evoke a sense of wonder and serenity.



Wild Roots is not just about terrariums; it's about bringing life and creativity into your world. Whether for architecture, décor, or heartfelt gifting, our terrariums stand as timeless expressions of beauty and sustainability.



# How we solve your problem



**Fresh**



**Withered**

For restaurant and hotel owners, maintaining an attractive and fresh table décor is often a challenge. Many rely on cut flowers to enhance the ambiance of their dining spaces. However, this traditional approach comes with several issues:

## The Problems with Cut Flowers

1. **Short Lifespan:** Cut flowers wilt and die quickly, often needing replacement every few days.
2. **High Maintenance:** Regular replacement demands time, effort, and added expenses.
3. **Obsolescence:** Cut flower arrangements have become a conventional and overused décor choice, lacking novelty and uniqueness.
4. **Environmental Impact:** Frequent disposal of cut flowers contributes to waste and is less sustainable.

**Live plants in a Jar**



# How we solve your problem



## Why Terrariums are the Ideal Solution

### 1. Aesthetic Appeal:

- Terrariums, made with real plants, offer a modern and elegant alternative to traditional floral arrangements.
- Their lush greenery and artistic designs create a fresh and inviting ambiance that enhances the dining experience.

### 2. Low Maintenance:

- Unlike cut flowers, terrariums require minimal upkeep.
- They are designed to thrive with little intervention, saving time and effort for busy restaurant and hotel staff.

### 3. Longevity and Sustainability:

- Terrariums last much longer than cut flowers, making them a cost-effective and environmentally friendly choice.
- By choosing terrariums, you reduce waste and promote green living practices.

### 4. Air-Purifying Benefits:

- The real plants in terrariums naturally improve air quality, creating a healthier and more pleasant environment for guests.

By switching to terrariums, restaurant and hotel owners can elevate their table décor, reduce maintenance hassles, and align with sustainable practices—all while providing guests with an unforgettable visual and sensory experience.





# How we do.

At Wild Roots, we understand that hotels seek not only exceptional décor solutions but also reliable maintenance to keep their spaces consistently appealing. That's why we offer a comprehensive service for our terrariums, ensuring they remain vibrant and hassle-free for you.

## **What We Offer to Hotel Owners:**

### **1. Customization Tailored to Your Needs:**

- We design and install terrariums that align perfectly with your hotel's theme, style, and space requirements.
- Whether it's table centerpieces, lobby displays, or accent pieces for suites, our terrariums add a unique touch of elegance and sophistication.

### **2. Annual Maintenance Contract (AMC):**

- Our AMC ensures that your terrariums stay in pristine condition, eliminating any worry about upkeep.
- We visit your property every third day to check, clean, and maintain the terrariums, ensuring they look as fresh as the day they were installed.

### **3. Plant Replacement Guarantee:**

- If any plant in the terrarium wilts or dies, we replace it at no additional cost under the AMC.
- This ensures your décor remains flawless and consistently impressive for your guests.

### **4. Hassle-Free Décor Management:**

- With our maintenance services, you no longer have to worry about managing plant care.
- Our team handles everything, allowing you to focus on providing exceptional service to your guests.

By choosing Wild Roots, you not only get stunning, customized terrariums but also the peace of mind that comes with professional maintenance. With our AMC, you're assured of décor that's not only beautiful but also hassle-free and enduring. Let us take care of your terrariums while you focus on creating memorable guest experiences.





# Why is terrarium gifting a better option than a bouquet ?



- **HOLDS THE MOST PROMINENT PLACE**

Placed at the most prominent place in the house or office unlike a bouquet which gets thrown away in dustbin within a week of gifting.

- **AFFORDABLE**

Terrariums cost almost the same as a bouquet and even lesser. A gift that will be deeply cherished by your loved ones

- **SURVIVES FOR LONG**

Plants of terrarium unlike a bouquet are fully grown plants and not just a cutting, with proper roots

- **DONT WITHER WITH TIME**

The real plants inside terrariums don't fade away with time; instead, they keep growing and remain a lasting presence with your loved ones, unlike bouquets.

- **MINDFUL HOBBY**

Designing a terrarium develops a keen interest in gardening, Exploring plants for terrariums, taking care of them watering them regularly makes them a plant enthusiast

# Desktop Terrarium Designs



Small Table Dome



Medium Table Dome



Large Table Dome



Cylindrical Bonsai



Fern bowl



Bonsai Rectangular Terrarium



# Desktop Terrarium Designs



Bell jar terrarium



Shell terrarium



Pyramid terrarium



Glass Hut terrarium



Tea kettle terrarium  
old style



Coffee kettle terrarium



# Desktop Terrarium Designs



Bell jar terrarium



Fish Bowl Lamp Jar terrarium



Volcano jar Lamp terrarium



Volcano Jar terrarium



Golden reindeer terrarium



Glass House terrarium



# Desktop Terrarium Designs



Set of 4 4x4 terrarium



Cube terrarium



6X10 Inch terrarium



4x4 Glass Terrarium



Rope Jar terrarium



# Desktop Terrarium Designs



8 inch globe Desktop terrarium




Pyramid terrarium



Tilted cube Terrarium



Glass jar terrarium



Diamond shape terrarium



Gazebo glass house terrarium



# Desktop Terrarium Designs



Pentagon house  
terrarium



Pentagon terrarium



Birds nest hanging  
terrarium



Bulb Shaped hanging  
terrarium



Water Drop hanging  
terrarium



Slender Neck Hanging  
Glass Terrarium




# Desktop Terrarium Designs



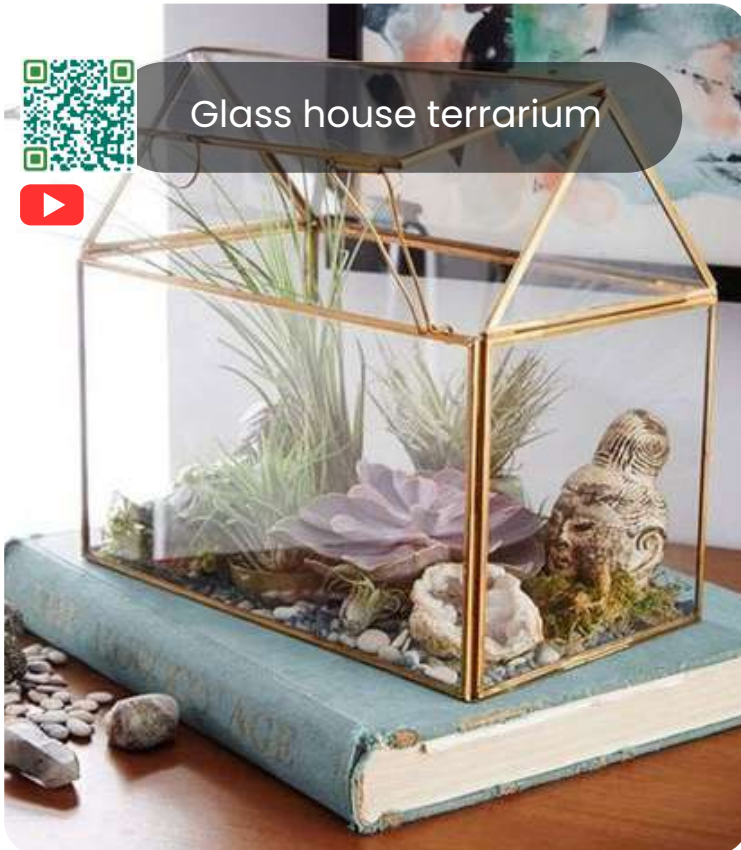
6 inch globe hanging terrarium




10 inch fish bowl terrarium



Glass house terrarium

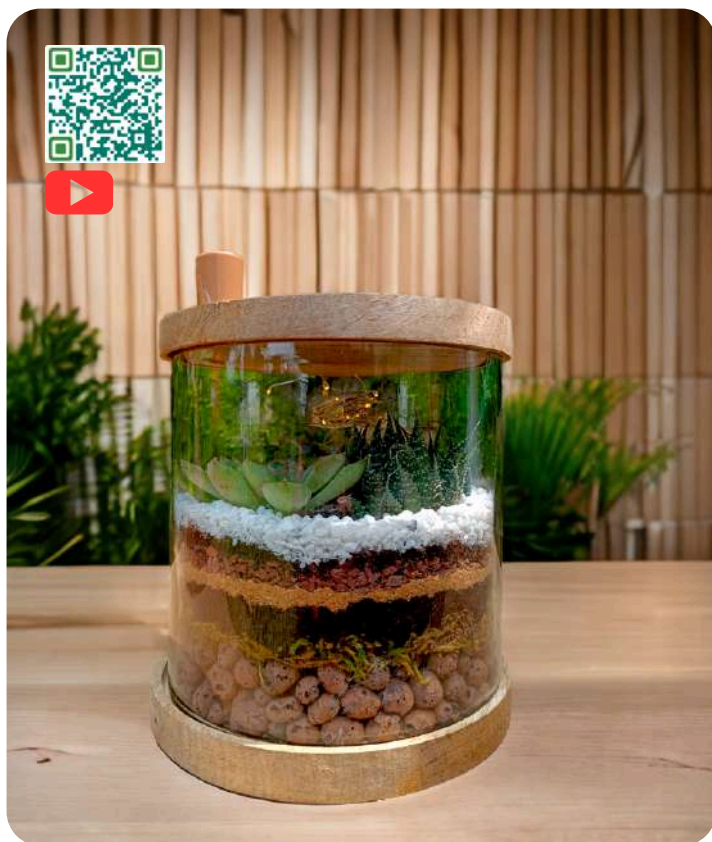


5 inch hanging globe terrarium





# Desktop Terrarium Designs



6x6 cylinder Glass Jar  
terrarium

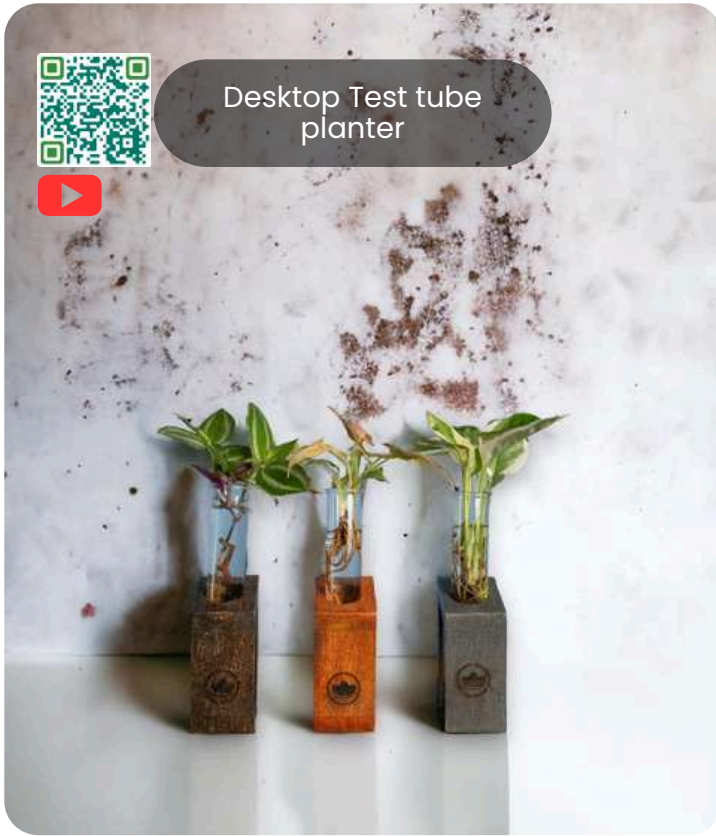


6x8 inch glass jar  
terrarium


# Desktop planters



Desktop Test tube planter



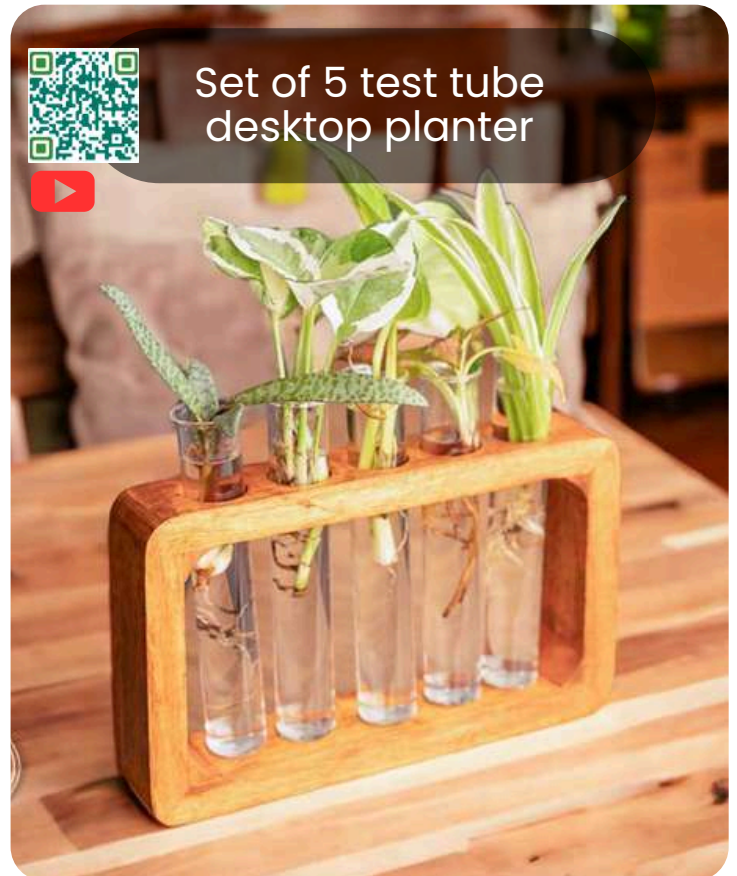
Single vase hydro pendulum vase



Double vase hydro pendulum vase

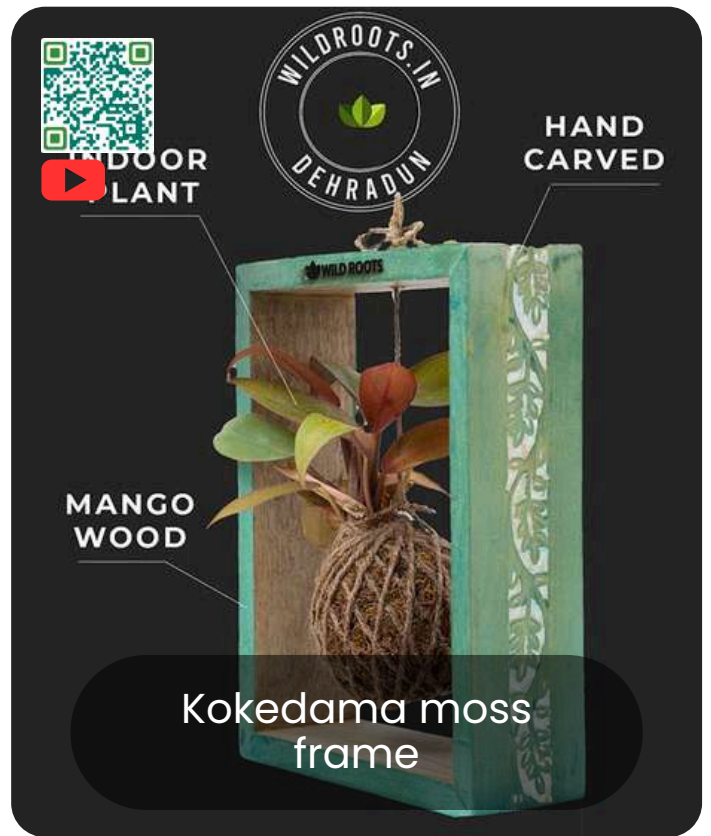


Set of 5 test tube desktop planter









# Desktop planters





# Desktop planters





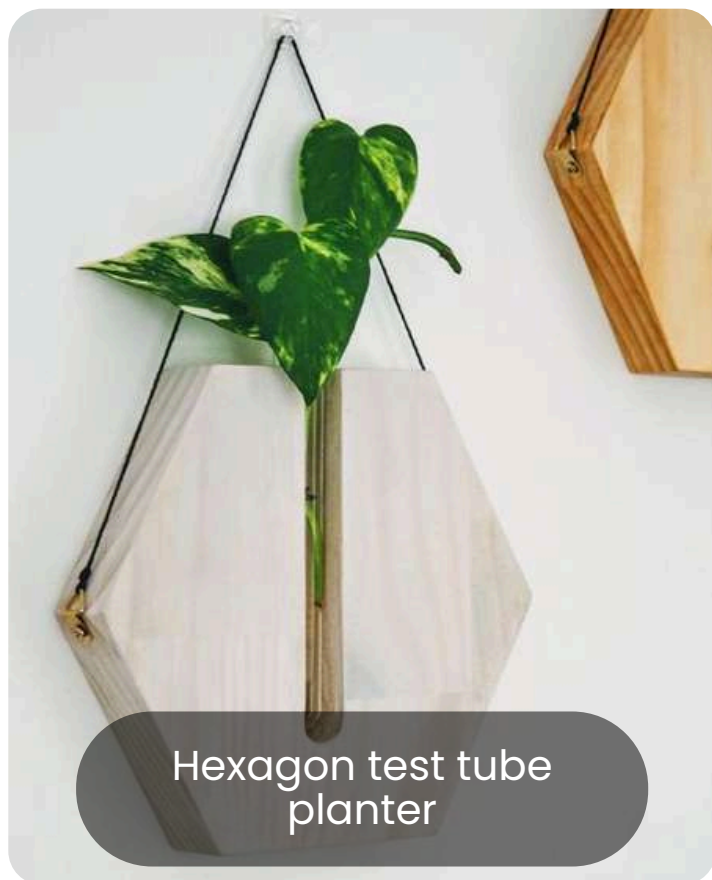

# Hanging planters



V shaped hand carved  
test tube planter



V shaped hand carved  
test tube planter



Hexagon test tube  
planter



Triangle test tube  
planter



# Desktop Bonsai



Wooden boat  
bonsai



Plate Bonsai



Hand carved  
wooden bowl bonsai





# Décor Projects



## HAND CARVED WOODEN LOG PLANTER



Introducing our exquisite Hand-Carved Wooden Log Planter, a masterpiece of craftsmanship that combines natural beauty with functionality. Weighing a substantial 700 kg, this planter is carved from premium Sal wood, known for its incredible durability and resistance to water, making it an ideal choice for holding plants in both indoor and outdoor settings.

This stunning piece took 40 days of meticulous work by skilled artisans to bring out the natural grains and textures of the wood, creating a truly unique and eye-catching addition to any office décor. Its robust construction and timeless design make it a perfect fit for enhancing the aesthetic appeal of hotels, offices, homes





# Journey of Making a Wooden Log Planter




**Step 1: Choosing Sal Wood and Finding the Perfect Size Log** The journey began with selecting high-quality Sal wood, known for its durability and strength. The next step was to find a log of the perfect size and shape that will suit the intended design of the planter. This step is crucial as it sets the foundation for the entire project.

**Step 2: Cutting the Log to Desired Shape and Carving Out the Design** Once the log was selected, it was carefully cut to the desired shape. This involves measuring and sawing the log to create the basic structure of the planter. After shaping, intricate designs were carved out to add aesthetic value. The carving process required precision and skill to bring out the beauty of the wood.



**Step 3: Polishing the Wood After carving**, the log was polished to enhance its natural grain and smooth out any rough edges. This step involved sanding the wood and applying polish or varnish to protect the surface and give it a rich, finished look. The polishing process not only improves the appearance but also increases the longevity of the planter.

**Step 4: Setting Up Plants** The final step was of setting up plants in the newly crafted wooden planter. Soil was added to the hollowed-out log, and plants are carefully positioned to create a harmonious arrangement. The combination of natural wood and greenery created a stunning and functional piece that was later put for display.





# Wild Roots' Wooden Globe Project



Wild Roots embarked on an extraordinary project to create a 5.5 ft tall solid wooden globe, featuring an exact replica of the world map. This ambitious endeavor combined artistry, craftsmanship, and a deep connection to nature.

The globe was meticulously crafted from a large, solid piece of wood. The team at Wild Roots began by carefully shaping the wood into a perfect spherical form, ensuring that the globe was both visually striking and structurally sound. Once the sphere was ready, the intricate work of replicating the world map began.

Each continent was hand-carved into the wood with precision. The artisans paid close attention to detail, capturing the unique shapes and coastlines of the continents, as well as the varying topographies. This process required immense skill and patience, as the wood was delicately chiseled and sculpted to bring the map to life.

What made this project truly remarkable was the integration of nature into the design. After carving the continents, Wild Roots introduced a living element by growing plants directly on the globe. Various types of greenery were carefully selected and planted in specific regions, creating a living map where continents were represented not only by carved wood but also by vibrant, growing plants. The result was a stunning fusion of natural and crafted beauty, symbolizing the connection between the earth and the living world.

The 1540 kg wooden globe by Wild Roots stands as a testament to the artistry and environmental consciousness of its creators, showcasing the beauty of our planet in a unique and captivating way.





# Journey of Making a Wooden Globe



The journey began with the Wild Roots team creating a rough design of the globe using digital tools like Paint. This design outlined the final look of the globe, including the placement of continents and the areas where real plants would be grown. The team chose mango wood for this project due to its ease of carving and its suitability for the intricate work required. Mango wood was also selected because it could be chemically treated to ensure a long life, making it durable and resistant to decay. Since the end result involved planting real plants on the globe, the wood needed to be waterproofed to protect it from moisture.



**Assembling and Shaping the Globe** The treated mango wood pieces were joined together and then cut into various circular sections according to the globe's size. These pieces were carefully assembled to form the spherical shape, ensuring a solid and seamless structure as the foundation for the wooden globe.



# Journey of Making a Wooden Globe



To strengthen the structure, an internal metal rod was added to provide support and keep the globe securely together. This reinforcement ensured that the wooden globe maintained its shape and durability over time.



Once all the pieces were joined, the globe took on its spherical shape. It was then carefully finished and sanded to achieve a perfectly smooth surface, making it ready for the intricate engraving of the continents.



After the globe was fully shaped and smoothed, the next step was to accurately draw the continents onto the spherical surface. This required careful measurement and precision to ensure the continents were correctly positioned and proportioned. Once the outlines were in place, the team embarked on the meticulous task of engraving each continent into the wood. This process was both tedious and delicate, requiring great attention to detail and steady hands. Over the course of 26 days, the intricate engraving work was completed, bringing the globe's surface to life with the detailed representation of the world's continents.



# Journey of Making a Wooden Globe



Next came the step of initial finishing. The globe was carefully sanded to smooth out the surface. However, painting could not be done at this stage, as the globe needed to be disassembled and reassembled on site. Due to the weight—approximately 1200 kg when fully assembled—the globe had to be made in portions. This allowed for easier transportation and handling, ensuring that the massive structure could be safely moved and reassembled at its final location.



Next, the team focused on creating a wooden stand to support the globe. This stand was carefully crafted to complement the grandeur of the globe.

Artisans hand-carved intricate flower designs into the wood, adding a touch of elegance and artistry. The detailed carvings not only enhanced the stand's visual appeal but also provided a sturdy and aesthetically pleasing base for the globe to rest upon. The craftsmanship ensured that the stand was both functional and a beautiful piece in its own right, perfectly supporting the impressive globe above it.

After the initial finishing of the globe was completed, it was carefully dismantled and packed for transportation. All the necessary equipment required for the final finishing of the piece was also included in the packing. This meticulous process ensured that the globe and its components would arrive safely at their destination, ready for the final touches to be applied.





# Journey of Making a Wooden Globe



Once the globe reached its destination, the assembly process began. The globe was carefully reassembled, ensuring that all the internal layers were properly aligned and securely tightened using an internal rod. This step was crucial to maintaining the structure and stability of the globe. Next, the final coating of polish was meticulously applied to enhance the wood's natural beauty and provide a smooth finish. Following the polish, a waterproofing coat was added. This protective layer was essential to prevent the wood from absorbing water, ensuring the durability and longevity of the globe planter.

The final step in the creation of the wooden globe planter involved applying live plants to the outer shell. To prepare the surface, an additional layer of epoxy coating was applied, ensuring a durable base for the plants. Once the epoxy layer was set, dried moss was carefully adhered to the areas representing the sea, adding a natural texture to the globe.



Next, live plants, along with their planters, were meticulously attached to the wooden surface in a way that made it appear as though the plants were naturally growing from the wood. This step required precision to seamlessly integrate the plants with the globe's design. After the plants were securely in place, regular watering and initial maintenance were carried out. Over time, the plants adapted to the outer shell of the globe, thriving in their new environment. This successful integration allowed the plants to flourish, completing the transformation of the globe into a living, growing piece of art.



# OUR EXISTING CLIENTS



#startupindia



रक्षा मंत्रालय  
MINISTRY OF  
DEFENCE



awfis



## Wild Roots Gifting



## Instagram


Wildroots.in\_

Website <https://gifting.wildroots.in/>  
<https://wildroots.in/>





# Wild Roots Gifting



[gifting.wildroots.in](https://gifting.wildroots.in)



Shaurya Mehta : +91-9528195811